

*Our Service Alone Could Make You Our Customer*

# 2-YARD COMPACTORS



*“Equipping The World For A Better Environment”*

# CRAM-A-LOT®

## SOLID WASTE AND RECYCLING EQUIPMENT



Machines are completely UL listed to U.S. and Canadian safety standards.

### MODELS

CO-02  
STANDARD DUTY

CC-02  
COMMERCIAL DUTY

CX-02  
EXTRA HEAVY DUTY



Above photo views compactor with press head retracted showing area where trash is deposited

- Reduces Trash Disposal Expense
- Improves Your Business Environment
- Stops Theft of Items Leaving Building via Trash
- Reduces Open Trash Container Odor
- Stops Pilferage from Open-top Containers

*Parts and Labor are Warranted for One Year against materials and workmanship under normal usage.*

*Rental and Leasing Program Available*

**J.V. MANUFACTURING, INC.**

Balers • Compactors • Containers • Transfer Stations

**Cram-A-Lot® Corporate**

701 Butterfield Coach Road P.O. Box 229 Springdale, AR 72765


1-800-678-7320 fax 501-751-7774 www.cram-a-lot.com

**Cram-A-Lot® West**

8501 Weyand Ave. Sacramento, CA 95828

1-888-431-3094 916-381-1600 fax 916-381-6400

**DISTRIBUTED BY:**





**CRAM-A-LOT® Compactors can be custom designed and factory installed to suit your special applications.**

**COMPACTOR SPECIFICATIONS**

SPECIFICATIONS	CO - 02	CC - 02	CX - 02
Charge Box Capacity	2 cu. yd.	2 cu. yd.	2 cu. yd.
WASTEC Rating	1.5	1.5	1.5
Clear Top Opening	40.5"x58"	40.5"x58"	40.5"x58"
Cycle Time	63 sec.	63 sec.	52 sec.
Operating Pressure, Normal	1600 psi	2000 psi	2000 psi
Maximum	2000 psi	2400 psi	2400 psi
Ram Force, Normal	45,200 lbs.	56,500 lbs.	77,000 lbs.
Maximum	56,500 lbs.	67,900 lbs.	92,400 lbs.
Ram Face Pressure, Normal	25.5 psi	33.0 psi	44.9 psi
Maximum	31.9 psi	39.6 psi	53.9 psi
Ram Penetration	13'	13'	13'
Electric Motor	10 hp	10 hp	10 hp
Pump Capacity	10.5 gpm	10.5 gpm	10.5 gpm
Tank Capacity	22 gal.	22 gal.	33 gal.
Hydraulic Cylinder, Bore	6"	6"	7"
Stroke	54"	54"	54"
Rod	3.5"	3.5"	4"
Construction, Floor	1/2" plate	1/2" plate	1/2" plate
Sides	3/16" plate	3/16" plate	3/16" plate
Breaker Bar	6x6x1"	6x6x1"	6x6x1"
Ram Face	1/2" plate	1/2" plate	1/2" plate
Ram Top	3/16" plate	3/16" plate	3/16" plate
Ram Sides	3/16" plate	3/16" plate	3/16" plate
Ram Bottom	1/2" AR plate	1/2" AR plate	1/2" AR plate
Unit Weight	3900 lbs.	4200 lbs.	4500 lbs.

**OPTIONAL EQUIPMENT**

- Full-container Light
- Advance-warning Light
- Fluid-filled Pressure Gauge
- Remote Controls
- Remote Power Unit
- Multi-cycle Controls
- Programmable Controlled Systems
- Oil Heater
- Spray Deodorizer Unit
- Open Hopper-(for ground or dock loading)
- Fully Enclosed Hopper with door
- Through-the-wall Installation Kits
- Walk-on or Drive-on Dock Mounts
- Safety Interlock for a door or gate
- Hydraulic Cart-dump Systems

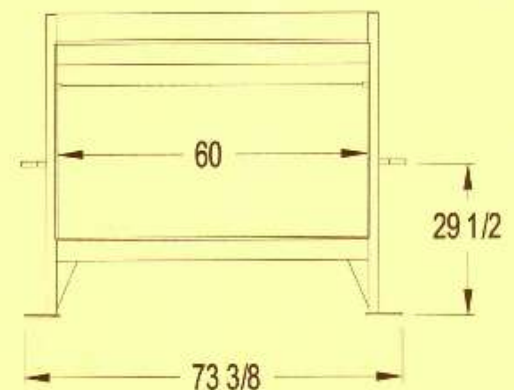
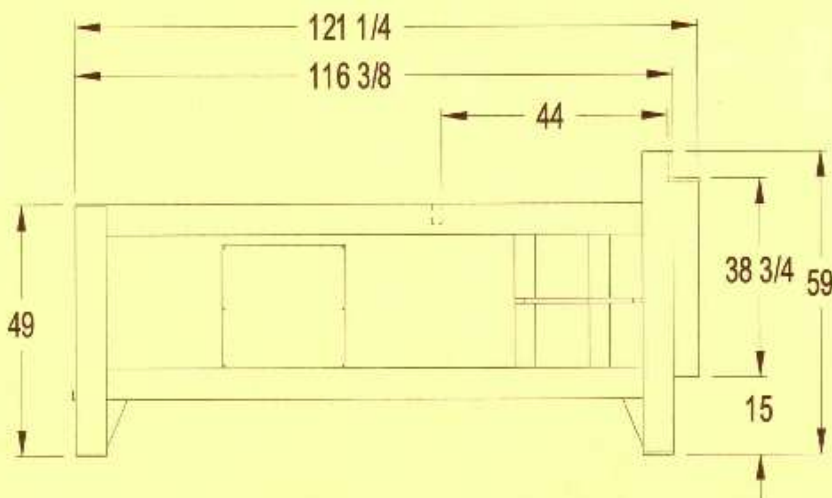
In order to provide the most currently engineered and designed equipment, we reserve the right to change specifications without prior notice. This brochure is intended to provide information only and should not be used in an arbitrary manner to judge equipment for any particular purpose. Performance may vary with application. Products must be installed and operated according to required standards, codes, regulations and safety procedures. Only the standard written warranty issued by J.V. Manufacturing, Inc. applies.

**STANDARD FEATURES**

- UL/UL Canada listed Control Panel
- Integral Power Unit
- Replaceable UHMW Preshead Guides
- Control Panel built into side of Compactor
- Oil Sight Gauge
- Replaceable Spin-on Cartridge Oil Filter
- Heavy Duty Oil-tight Pushbutton Controls
- Key-lockable Start Pushbutton
- Automatic Single-cycle Operation



This equipment conforms to all current ANSI Z245.2 safety standards.



**Manufacturing a full line of CRAM-A-LOT® Solid Waste Equipment**